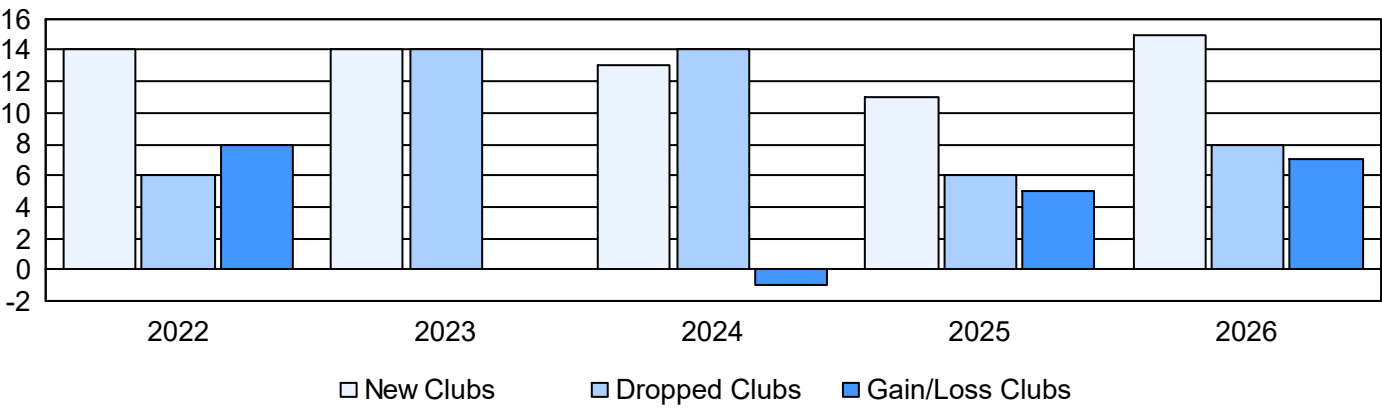
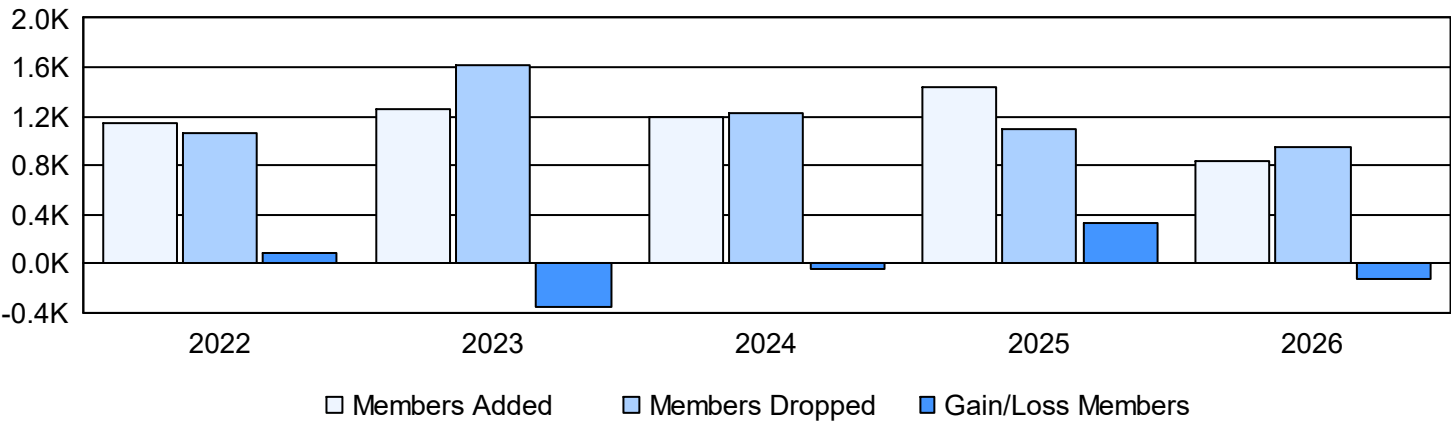


Year	New Clubs	Dropped Clubs	Gain/ Loss Clubs	New Members	Charter Members	Reinstate Members	Transfer Members	Total Member Added	Total Members Dropped	Gain/ Loss Members
2021-2022	14	6	8	701	362	57	32	1,152	1,071	81
2022-2023	14	14	0	742	435	56	23	1,256	1,614	-358
2023-2024	13	14	-1	718	367	43	59	1,187	1,233	-46
2024-2025	11	6	5	993	284	98	59	1,434	1,100	334
2025-2026	15	8	7	421	345	31	33	830	955	-125
Average	13	10	4	715	359	57	41	1,172	1,195	-23

Clubs

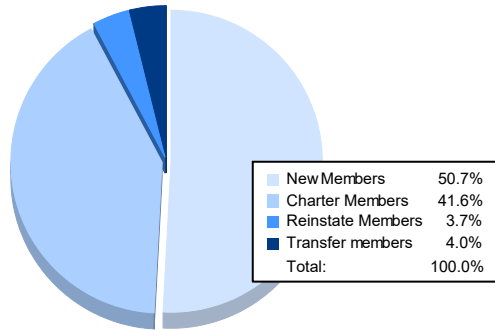


Members



Membership Composition

December 2025 Cumulative



Gender Composition

December 2025 Cumulative

